

Summary of responses to the BRBC Environmental Lifestyle Survey

Context

Following the church weekend at the end of 2022, BRBC has been working to ensure that the approach to Eco-church has been re-energised. As part of this, the Eco-group arranged this survey to help inform as to what are the areas of highest interest within the community.

Survey Format

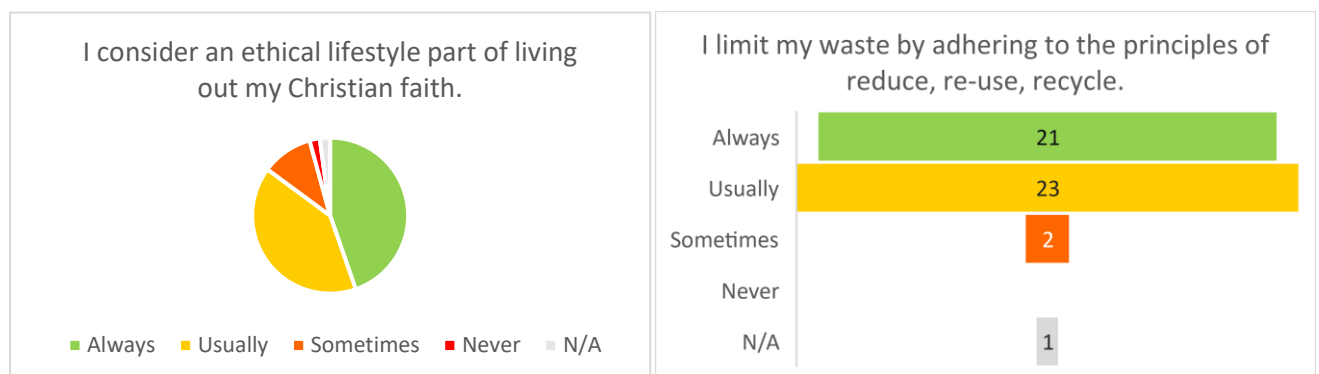
The survey was launched in the online bulletin on the 11th June, with a link to the website edition of the survey, and then paper copies were handed out in the service on the following Sunday, with further paper editions available at reception afterwards.

Responses Received

We have received 47 responses to date, 8 submitted electronically, and 39 physically. Responses have been processed anonymously. Long form answers that do not apply to any other question specifically are included anonymously at the end of the report.

Summary of Findings

1) Lifestyle



Among the respondents, only **2%** does not consider an ethical lifestyle important to their Christian faith. **45%** of those surveyed always considers it important, and **40%** usually feel the same.

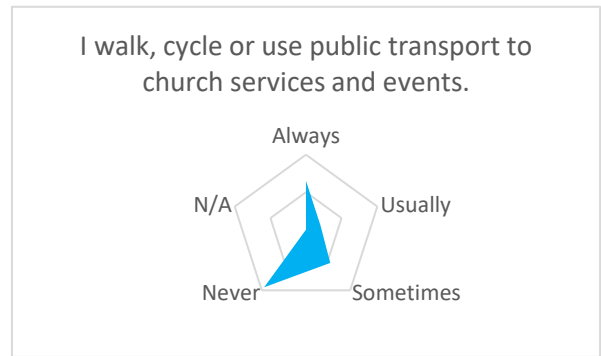
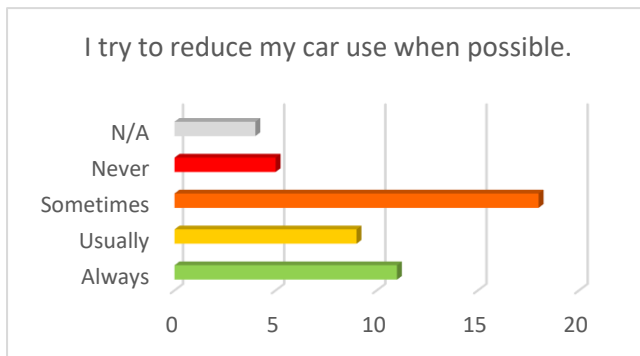
A similarly large proportion are prepared to demonstrate this opinion, with a total of **94%** actively and frequently utilizing the 'Reduce, re-use, recycle' mantra to limit their waste.

This means that these concerns are **commonly very important** to the surveyed population on a moral and Christian level, and that they are prepared to take at least some level of effort to act upon it.

One extended answer pointed out the distinction between ethical and environmental, as the latter is secondary to the former in their opinion.

Another pointed out the monetary issues that could be caused by rushed and/or overzealous adherence to such policies, and their doubt that net-zero would happen 'in our lifetime'.

2) Travel

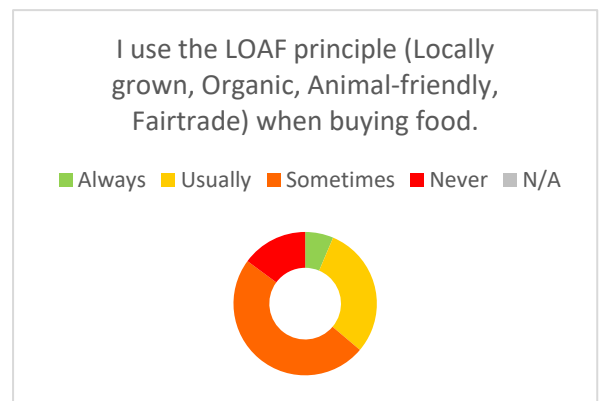
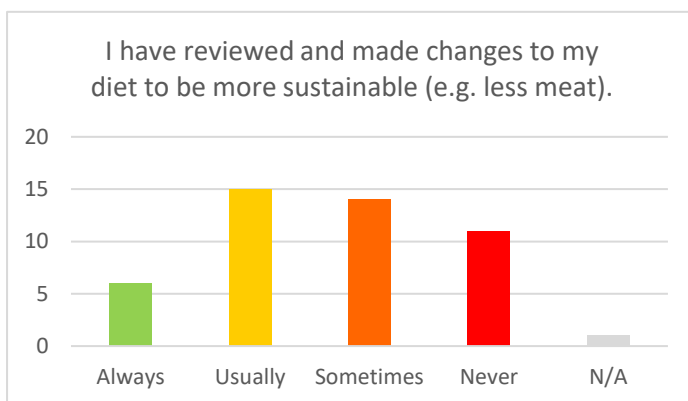


While **23%** always attempt to reduce their car use, **38%** only act this way sometimes, and **11%** are never prepared to take this step.

Meanwhile, **40%** are never prepared to walk, cycle to take public transport to church occasions, with **28%** feeling the opposite way. The remaining respondents are heavily (**23%** compared to **9%** usually) skewed toward only sometimes using these methods.

These results are skewed by the demographic of the survey, as a large number of the extended answers reported having no car, living either too far or too close to the church to make the question relevant/feasible, or being limited in their travel plans by health concerns. This resulted in a proportionally high number of non-answers compared to other questions. However, the results do appear to indicate that ecological concerns are **not sufficiently important to consistently affect** the respondents travel plans outside of their convenience.

3) Eating



As far as food goes, **13%** always make changes to their diet to be more sustainable, and **32%** usually do the same. **30%** only sometimes make these changes, and **23%** never do it at all.

Only **6%** always use the LOAF principle when purchasing their food, but **30%** do usually. However, an overwhelming majority of **49%** only sometimes do this, and **15%** just do not.

This means that, as far as food goes, from both a consuming and buying perspective, respondents are not *unwilling* to do so ecologically, but they are also **not proportionally likely** to do so.

Comments indicate that the question about meat feels leading, as meat is not necessarily the sustainable choice when you consider the environmental impact of importing non-meat products from other parts of the world compared to eating meat produced in this country. Also, from a Christian perspective, meat is eaten throughout the bible.

4) Purchasing

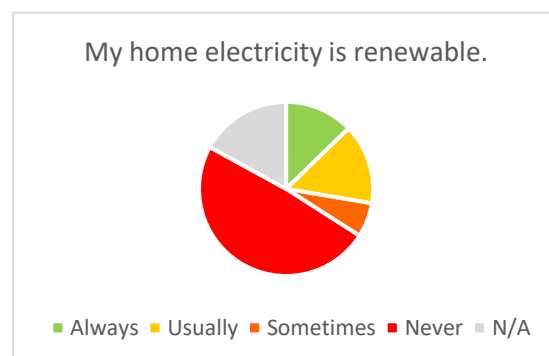
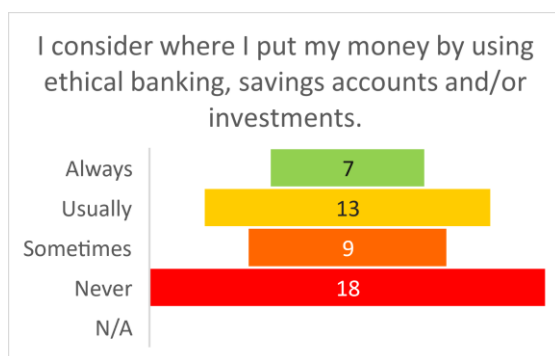


15% always look to purchase ethically, **34%** usually do so, and **40%** sometimes do. **9%** never check the source of their products or buy in bulk to save packaging.

Meanwhile **11%** always try and buy Fairtrade, and the majority at **49%** usually do the same. **38%** buy Fairtrade sometimes, and only **2%** do not ever.

Despite the questions having a degree of overlap, the proportion of people frequently buying fairtrade frequently is higher than those who buy ethically, by their own metric. As such, it seems that this is **reasonably important** to people, but when given a specific label that determines the good ethics of their purchase, they are more likely to choose it.

5) Utilities



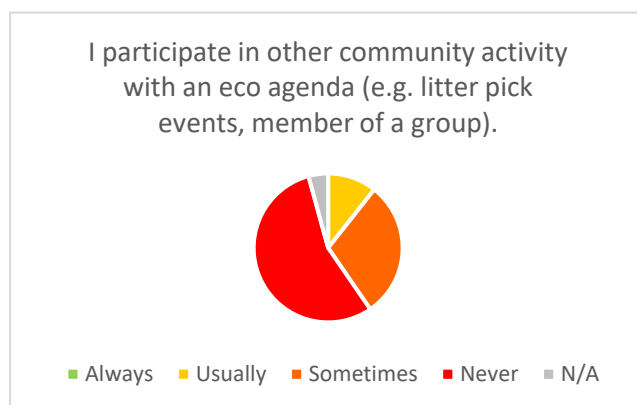
Both of these questions contain comparatively high responses of Never compared to others in the survey, with **49%** saying never to electricity, and **38%** to banking. Electricity also contains the most non-responses in the survey, with **38%** having declined to fill out any box.

The respondents were **not inclined** towards ethical/ecological utilities, with around half of the responses to both leaning towards the negative. The number of blank answers, combined with some extended responses, indicate that a number of people may be unaware as to whether their electricity is renewable.

Other comments present the fact that some people are unable to choose their electricity providers due to their living circumstances i.e. living in a complex.

A response mentioned that while they had considered switching their bank accounts, they had yet to actually make the switch. Possibly this distinction affected the skew of responses towards the negative.

6) Community activity



55% do not participate in any ecologically concerned community activity, while **30%** do sometimes. The remaining **11%** do so usually – no respondents always participate in such activities.

This is an area in which the Eco-church agenda is **very deficient** and in need of revitalization.

Longer responses indicate that the age group/health condition of the respondents may have an influence on the infrequency of attendees for this, as they may have participated in such activities in the past and are simply not well enough to do so now.

7) Long Form Answers

Previously mentioned responses aside, here are the expanded answers responders provided:

- "If my people, who are called by My name, shall humble themselves and pray and turn from their wicked ways, then will I hear from heaven, and turn and heal their land." - 2 Chronicles 7:14. Deuteronomy 28 - blessings + curses. Sin is the TRUE source of climate change! Genesis 6, especially verse 3 - "And the Lord said, "My spirit shall not strive with man forever, for he is indeed flesh..."

- 1) Does BRBC have Passive Infrared (PIR) sensors in public rooms to turn off lights automatically when everyone has left? 2) (In Singapore) one page A4 in colour (like this) is 19x more expensive than B+W. 3) Is all the paper used at BRBC FSC certified? 4) I don't score well personally I know, these are NOT table-thumping demands, but sotto voce questions.